

**REPORT FROM APPARATUS TEST**

Date of report:	12.08.2022	
Sample number / test number:	24/03/22/A/21	
Information given by the Principal	Sample name:	<b>MAYSAMA GREEN ROOIBOS PRESSED SERUM</b>
	Identification number given by Principal (series / production date / internal number):	CP5698 09.02.22
	Product composition / INCI:	Aloe Barbadensis Leaf Juice, Aqua, Glycerin, Aspalathus Linearis (Green Rooibos) Leaf Extract (1.3%), Citric Acid, Lysolecithin, Sclerotium gum, Sodium Benzoate, Pullulan, Xanthun gum, , Sodium Hyaluronate, Adansonia Digitata (Baobab) Seed oil, Potassium Sorbate, Argania Spinosa (Argan) Kernel oil, Sodium Phytate, Silica, Hydroxypropyl Cyclodextrin, Tetrahydropiperine, Palmitoyl Tripeptide-38.
	Principal / Responsible person:	Bev May Sanderson 2 Cowleaze Lane, Edington, Wilts, BA13 4PB
Beginning of research:	28.03.2022	
Completion of research:	12.08.2022	
Comments on sample state / deviation:	NONE	
Volunteers group:	16 volunteers	
Skin type:	normal	
Sex:	females	
Age:	28-62	
Parameters for measurement:	erythema, melanin, wrinkles, elasticity, acne / inflammation	

**REPORT FROM APPARATUS TEST****1. BASIS FOR RESEARCH IMPLEMENTATION**

- Order form and test samples delivered by Principal
- Confirmation of microbiological purity / microbiological insensitivity
- Positive results from dermatological test

*The Principal is responsible for compliance with the declared quality composition of the samples sent for testing.*

**2. PURPOSE OF RESEARCH**

Confirmation of the effects of the product on the skin by measuring its parameters.

**3. LEGAL BASE OF RESEARCH**

- Regulation of the European Parliament and Council Regulation (EC) No 1223/2009 of November 30, 2009, relating to cosmetic products.
- Cosmetics Europe- The Personal Care Association „Guidelines for the Evaluation of the Efficacy of Cosmetic Products 2008”
- WMA Declaration of Helsinki – Ethical Principles for Medical Research Involving Human Subjects (1964r. and later changes).
- The Act on Cosmetic Products, October 4, 2018, Journal of Laws No. 2018 item 2227.
- Test procedure by SKINLAB P.S.A.: PO-08 Research Implementation.
- Instruction by SKINLAB P.S.A.: I06/PO-08 Apparatus test.

**4. VOLUNTEERS SELECTION**

Volunteers participating in the research were selected on the basis of:

- Current European and Polish law
- Cosmetics Europe- The Personal Care Association
- Declaration of Helsinki (1964-2013)
- Test procedure by SKINLAB P.S.A.: PO-08 Research Implementation
- Instruction by SKINLAB P.S.A.: I01/PO-08 Volunteers qualification for the study

All volunteers selected for the study met the requirements for inclusion in the study and signed consent to voluntary participation in the study, and were informed about the purpose of the study, how it was conducted and about possible side effects. During the entire study, the volunteers were under the constant care of a dermatologist.

**5. METHODS OF RESEARCH**

The test was performed in accordance with the research procedure of SKINLAB P.S.A. (PO-08 Research implementation) under the supervision of a specialist. The study was conducted at home. Volunteers qualified for the study received the tested product and they were informed about the conditions of the study as well as the area and frequency of product application. Skin parameters were measured at the SKINLAB P.S.A. Laboratory placed in Krakow in accordance with a previously agreed plan. Measurements are carried out using Derma Lab Combo and ASW 300 measuring devices. Serum was tested in conjunction with Red Light panel.

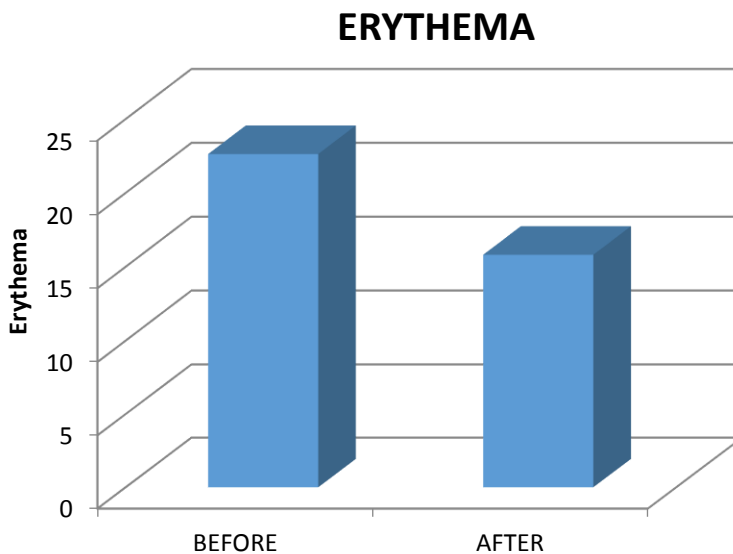
**6. RESULTS**

**6.1. SIDE EFFECTS**

None of the volunteers participating in the application study observed a side effect of the product.

**6.2. ERYTHEMA MEASUREMENT**

MEASUREMENT	AVERAGE PARAMETER VALUE [unit]	RECEIVED RESULT
BEFORE	22,63	<b>- 30,14%</b>
AFTER 3 MONTHS	15,81	

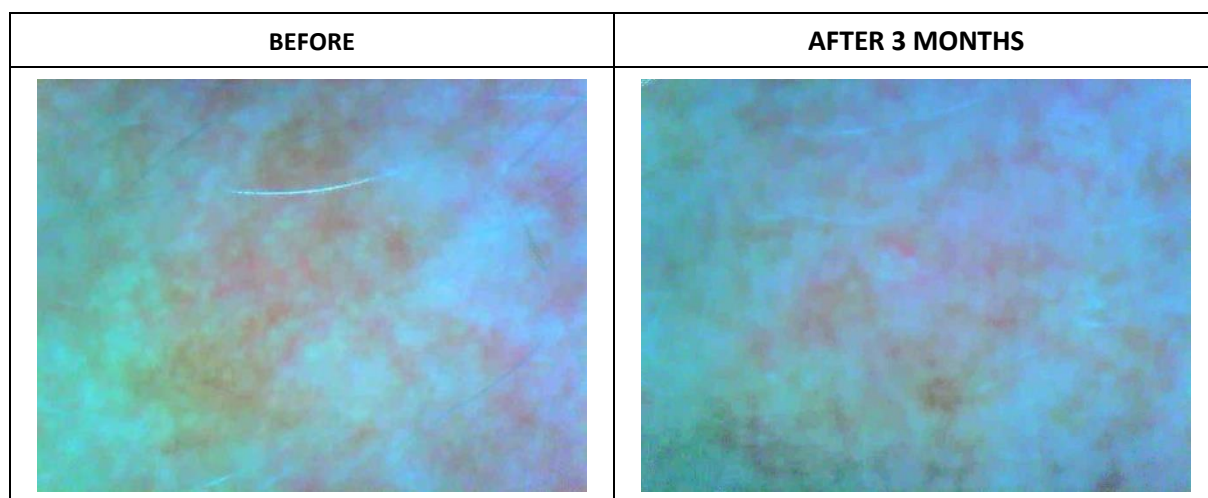


Measurement performed with DermaLab Combo (Cortex Technology) device.

The average value of the skin erythema is obtained from the measurements carried out on all volunteers. The final result is the percent change in the erythema level from the baseline value. The decrease in skin erythema is a positive result.

**6.3. MELANIN MEASUREMENT**

MEASUREMENT	AVERAGE PARAMETER VALUE [units]	RESULT
BEFORE	40,25	- 22,98 %
AFTER 3 MONTHS	31,00	

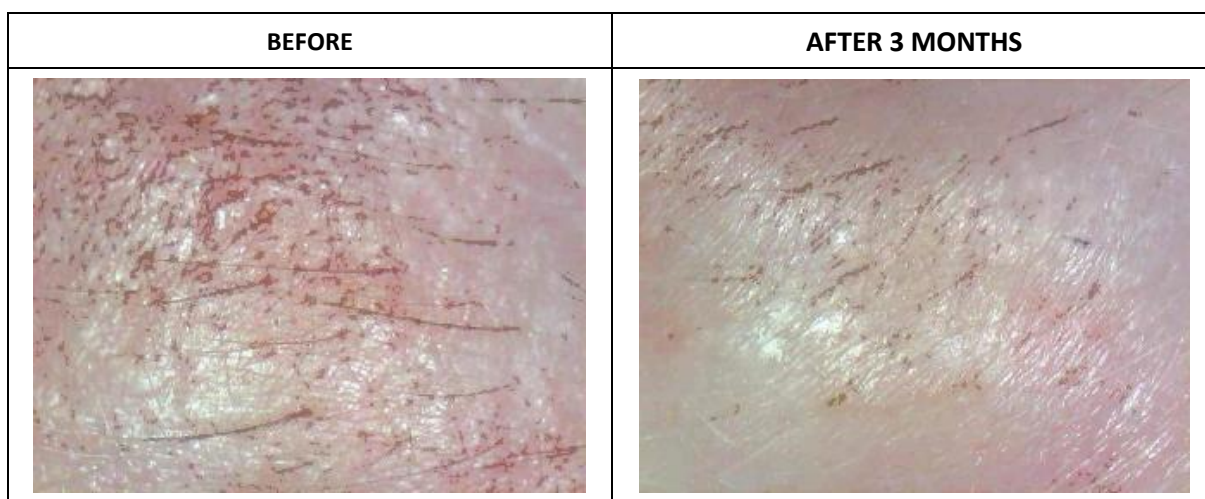


Measurement performed with ASW 300 (Aram Huvis) device. The photo of the skin was made with the use of polarized light at x30 magnification.

The average value of melanin is obtained from the measurements carried out on all volunteers. The final result is the percent change in melanin level from the baseline value. Report shows selected pictures. The decrease in melanin is a positive result.

**6.4. WRINKLES MEASUREMENT**

MEASUREMENT	AVERAGE PARAMETER VALUE [units]	RESULT
BEFORE	40,88	<b>- 28,60%</b>
AFTER 3 MONTHS	29,19	



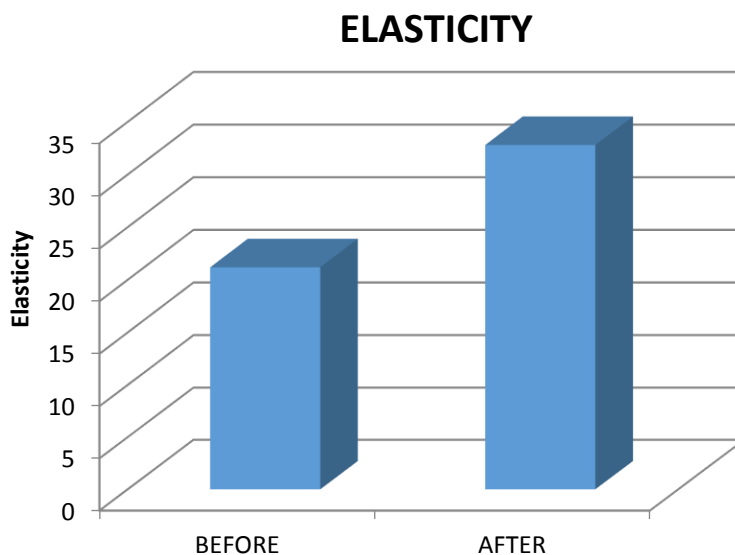
Measurement performed with ASW 300 (Aram Huvis) device. The photo of the skin was made with the use of distributed light at x30 magnification.

The average value of wrinkles is obtained from the measurements carried out on all volunteers. The final result is the percent change in wrinkles level from the baseline value. Report shows selected pictures. The decrease in wrinkles is a positive result.

**REPORT FROM APPARATUS TEST**

**6.5. ELASTICITY MEASUREMENT**

MEASUREMENT	AVERAGE PARAMETER VALUE [units]	RESULT
BEFORE	21,19	<b>+ 54,84 %</b>
AFTER 3 MONTHS	32,81	

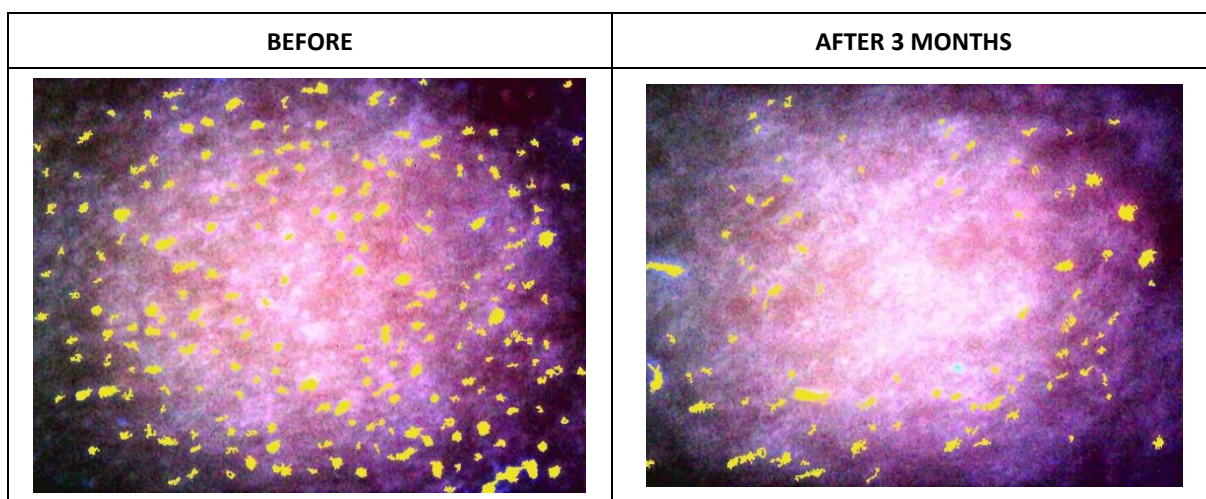


Measurement performed with ASW 300 (Aram Huvis) device.

The average value of the skin elasticity is obtained from the measurements carried out on all volunteers. The final result is the percent change in the elasticity level from the baseline value. The increase in skin elasticity is a positive result.

**6.6. ACNE / INFLAMMATION MEASUREMENT**

MEASUREMENT	AVERAGE PARAMETER VALUE [units]	RESULT
BEFORE	58,75	- 15,74 %
AFTER 3 MONTHS	49,50	



Measurement performed with ASW 300 (Aram Huvis) device. The photo of the skin was made with the use of uv light at x30 magnification.

The average value of acne/inflammation is obtained from the measurements carried out on all volunteers. The final result is the percent change in acne/inflammation level from the baseline value. Report shows selected pictures. The decrease in acne/inflammation is a positive result.

**7. CONCLUSION**

Instrument measurements of selected skin parameters confirmed that the tested product it is effective for all measured parameters.

**8. RESULTS AUTHORIZATION**

Report authorised by:	Anna Kszczanowicz-Kierzkowska R&D Coordinator	<i>Signed with qualified electronical signature</i>
Report approved by:	Doctor of medicine  DERMATOLOGIST AND VENEROLOGIST KR 5562935	<i>Signed with qualified electronical signature</i>

----- **END OF THE REPORT** -----

*All volunteers are obliged to test the product in accordance with the recommendations and to maintain confidentiality regarding the tested samples. The factors that may influence the test results are the type and condition of the test person's skin and individual features.*